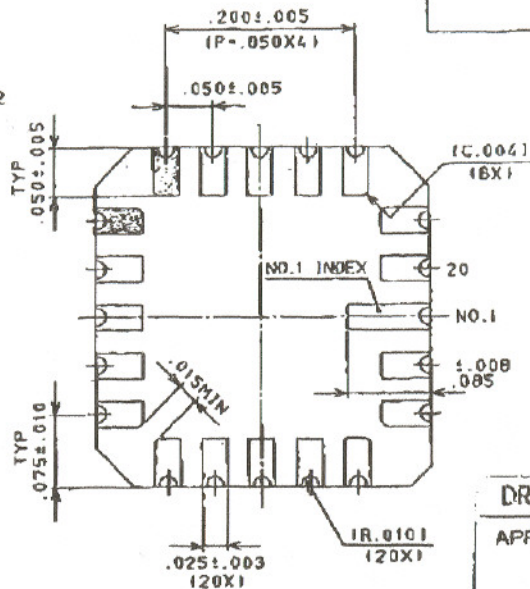
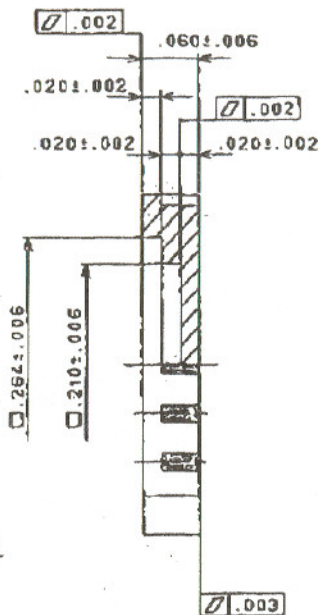
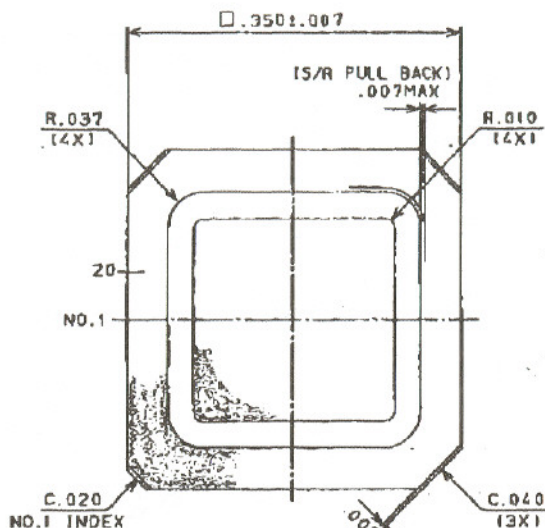


NTK

TECHNICAL CERAMICS

LATEST REVISION'S DESCRIPTION

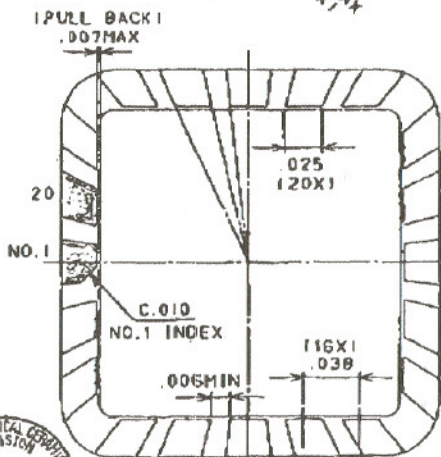
A CHG. 3/R THE BAK DESIGN.



DRAWING FOR APPROVAL

APPROVED BY

NTK TECHNICAL CERAMIC DIVISION




B/G PADS DETAIL

NOTES: 1. GOLD PLATE 60 μ INCHES MIN OVER 80 μ INCHES MIN NICKEL.

2. NO LEAD TO BE ELECTRICALLY CONNECTED TO SEAL AREA AND DIE ATTACH AREA.

OPEN-TOOLED



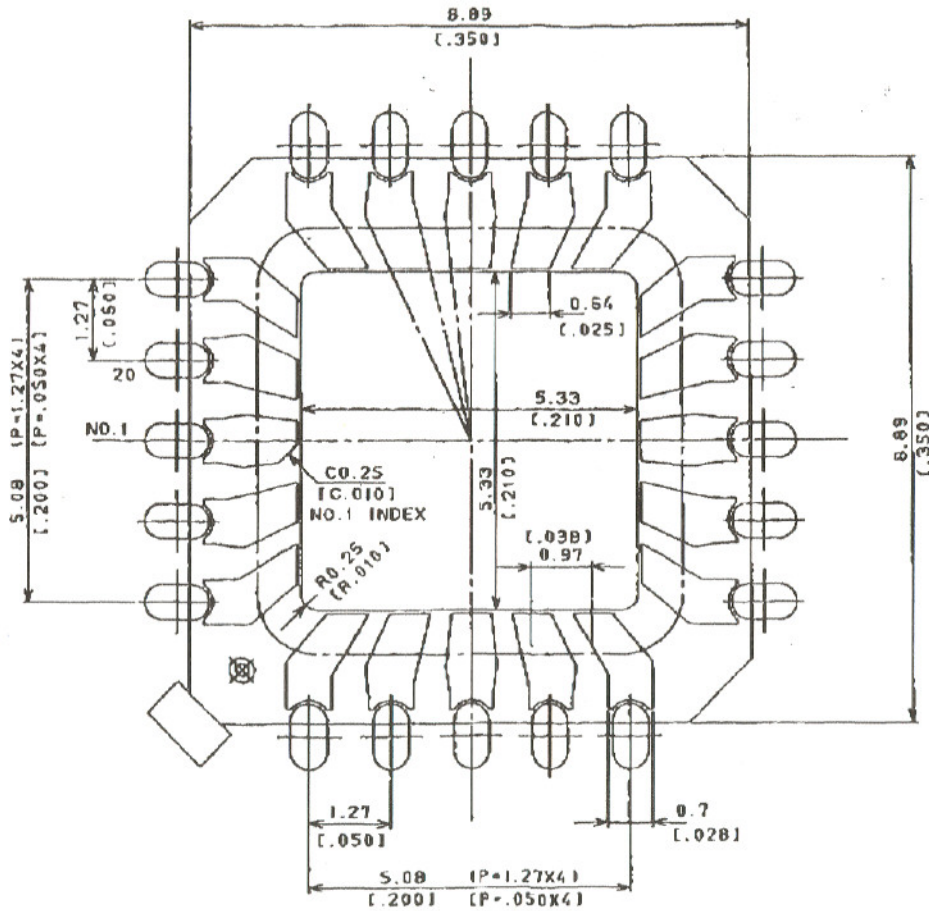
MODIFIED DWG NO. IRK20F1-180KAW

3									
2									
1	CERAMIC	BLACK ALUMINA							
Rev	No	Description	Rev	Description	Date				
1	1	BLACK ALUMINA SPECIFIED TECHNICAL CERAMIC	1	NAGAI	DEC 11 1992	A RE DRAWING DEC-9 1992			
2	2	N. L. T. & ALUMINA, 95% ± 0.01 5 DECIMALS, GRN 2: 001	2			NEW DRAWING MAY-12 1989			
3	3		3			NTK TECHNICAL CERAMICS FOR SPARK PLUG CO., LTD			
4	4		4			TITLE			
5	5		5			20 LEAD CHIP CARRIER			
6	6		6			DWG NO.			
7	7		7			UNIT INCH			
8	8		8			SCALE			
9	9		9			PART NO. IRK20F1-5705B			
10	10		10			SHEET 07			
11	11		11			M.H			

NTK

TECHNICAL CERAMICS


LATEST REVISION'S DESCRIPTION



DRAWING FOR APPROVAL

APPROVED BY

NTK TECHNICAL CERAMIC DIVISION



MODIFIED
DWG NO.

NEW DRAWING		DEC-9-1992
Rev	Description	Date
1	NTK TECHNICAL CERAMICS NEW SPARK PLUG CO., LTD	
TITLE		
B/G PATTERN		
DRAWN	NAGAI	
CHECKED		
APPROVED		
UNIT	MM (INCH)	PAGE NO.
STATE		P-1RK-5705B-2
		SIZE A-3 (C)

DESCRIPTION	DRAWN
PRT. NAME	CHECKED
CUSTOMER	APPROVED
DWG. NO.	UNIT
	STATE

PART No. SHEET OF