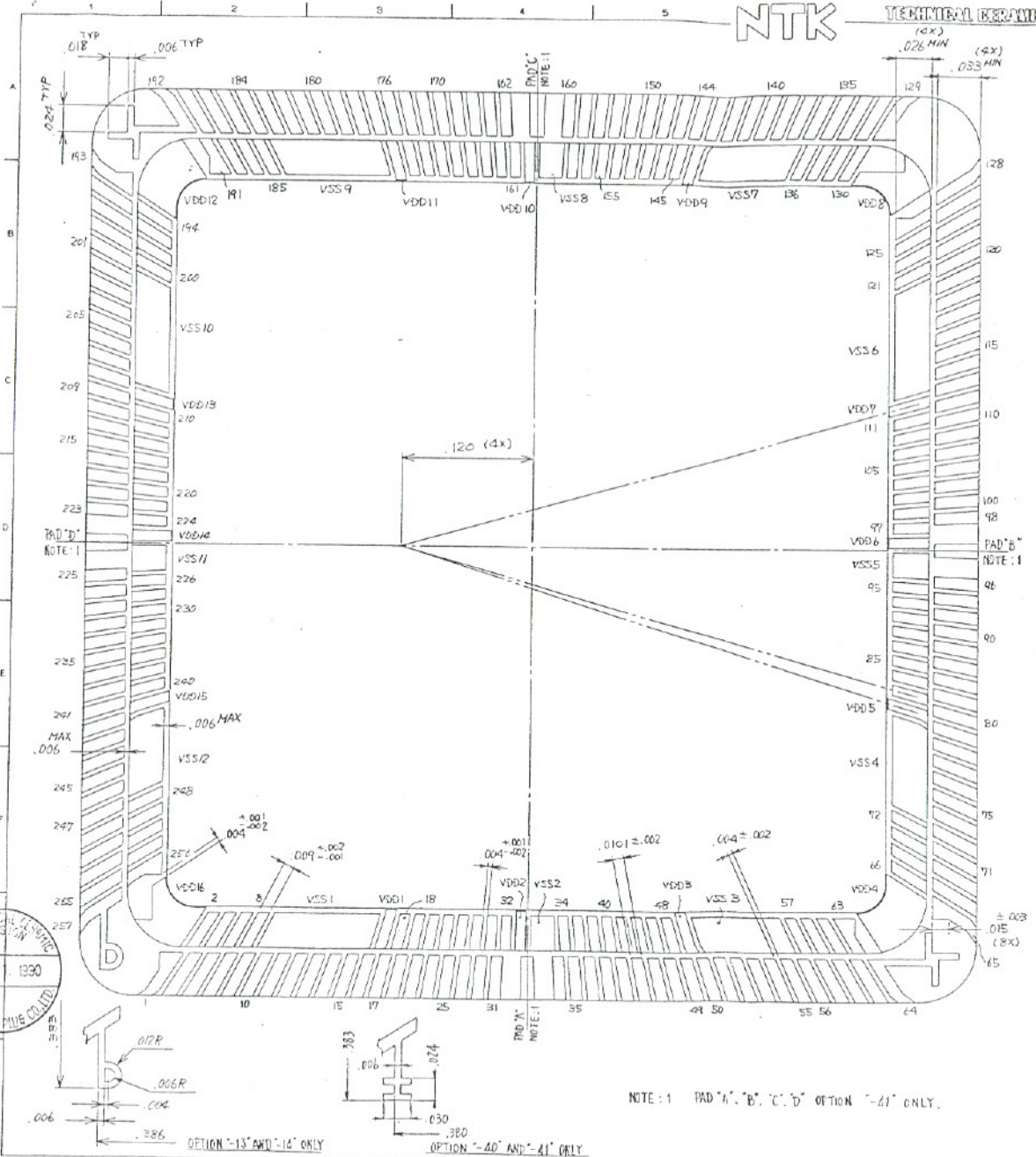


NTK

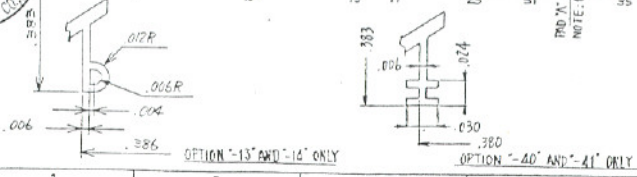
TECHNICAL CERAMICS



B/F	ANG	B/F	CTR	START	END	B/F NO	
.826		.0665		.0020	.0110	VSS2	6, 10, 14)
2.477		.0195		.0150	.0240	32, 47, 161, 224	VSS2 (5, 8, 11)
3.313		.0282		.0231	.0333	31, 33, 46, 98	160, 162, 223, 225
4.127		.0325		.0280	.0370	30, 34, 45, 99, 159, 163, 222, 226	
4.967		.0424		.0373	.0475	29, 35, 94, 100, 158, 164, 221, 227	
5.774		.0456		.0411	.0501	28, 36, 93, 101, 157, 165, 220, 228	
6.617		.0566		.0515	.0617	27, 37, 92, 102, 156, 166, 219, 229	
7.417		.0587		.0542	.0632	26, 38, 91, 103, 155, 167, 218, 230	
8.263		.0708		.0657	.0759	25, 39, 90, 104, 154, 168, 217, 231	
9.054		.0719		.0673	.0765	24, 40, 89, 105, 153, 169, 216, 232	
9.903		.0851		.0800	.0902	23, 41, 88, 106, 152, 170, 215, 233	
10.685		.0851		.0805	.0897	22, 42, 87, 107, 151, 171, 214, 234	
11.535		.0995		.0943	.1047	21, 43, 86, 108, 150, 172, 213, 235	
12.307		.0984		.0938	.1030	20, 44, 85, 109, 149, 173, 212, 236	
13.158		.1140		.1088	.1192	19, 45, 84, 110, 148, 174, 211, 237	
13.920		.1178		.1072	.1164	18, 46, 83, 111, 147, 175, 210, 238	
14.771		.1265		.1233	.1337	17, 47, 82, 112, 146, 176, 209, 239	
15.523		.1253		.1206	.1300	VDD(1, 7, 11, 13), 43, 81, 145, 240	
16.373		.1432		.1379	.1485	16, 49, 80, 113, 144, 177, 208, 241	
17.114		.1389		.1342	.1436	VSS(1, 6, 9, 10), VDD(3, 5, 9, 10)	
17.963		.1581		.1528	.1634	15, 50, 79, 114, 143, 178, 207, 242	
18.692		.1526		.1479	.1573	VSS(1, 3, 4, 6, 7, 9, 10, 12)	
19.539		.1730		.1676	.1784	14, 51, 78, 115, 142, 179, 206, 243	
20.256		.1664		.1616	.1712	VSS(1, 3, 4, 6, 7, 9, 10, 12)	
21.100		.1881		.1827	.1935	13, 52, 77, 116, 141, 180, 205, 244	
21.805		.1804		.1756	.1852	VSS(1, 3, 4, 6, 7, 9, 10, 12)	
22.646		.2034		.1979	.2089	12, 53, 76, 117, 140, 181, 204, 245	
23.338		.1946		.1897	.1995	VSS(1, 3, 4, 6, 7, 9, 10, 12)	
24.175		.2188		.2133	.2243	11, 54, 75, 118, 139, 182, 203, 246	
24.854		.2089		.2039	.2139	VSS(1, 3, 4, 6, 7, 9, 10, 12)	
25.686		.2345		.2289	.2401	10, 55, 74, 119, 138, 183, 202, 247	
26.352		.2234		.2184	.2284	VSS(1, 3, 4, 6, 7, 9, 10) 248	
27.179		.2503		.2446	.2560	9, 56, 73, 120, 137, 184, 201, 249	
27.832		.2381		.2330	.2432	8, 57, 72, 121, 136, 185, 200, 250	
28.653		.2654		.2606	.2722	7, 58, 71, 122, 135, 186, 199, 251	
29.292		.2530		.2478	.2582	6, 59, 70, 123, 134, 187, 198, 252	
30.107		.2827		.2769	.2885	5, 60, 69, 124, 133, 188, 197, 253	
30.732		.2681		.2629	.2733	4, 61, 68, 125, 132, 189, 196, 254	
31.540		.2992		.2933	.3051	3, 62, 67, 126, 131, 190, 195, 255	
32.151		.2835		.2782	.2888	2, 63, 66, 127, 130, 191, 194, 256	
32.952		.3160		.3100	.3220	1, 64, 65, 128, 129, 192, 193, 257	

TOOLED

ITEM	NAME	DESCRIPTION	DATE
UNLESS OTHERWISE SPECIFIED	TOLERANCES: ± .001	DRAWN: H. CHINE	DATE: MAR 21 '90
N. L. T. 2 DECIMALS	± .01	CHECKED:	DATE: FEB 1 '90
3 DECIMALS	± .005	APPROVED: J. J. J.	DATE: JUN 20 '89
TITLE: BONDING PAD DETAIL UNIT: INCH SCALE: 1" = 1"			



NOTE: 1 PAD "A", "B", "C", "D" OPTION "-41" ONLY.

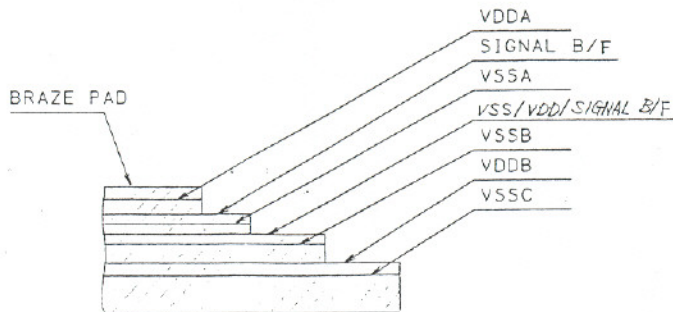
OPTION "-13" AND "-16" ONLY
 OPTION "-40" AND "-41" ONLY

WIRE BOND PAD/CONNECTOR PIN INTERCONNECTION PLAN

PAD	PIN	PAD	PIN	PAD	PIN	PAD	PIN	PAD	PIN	PAD	PIN	PAD	PIN
1	C3	44	E12	87	J17	130	T16	173	U8	216	M4		
2	E5	45	A15	88	H18	131	W19	174	W7	217	N3		
3	B3	46	D13	89	J18	132	T15	175	T8	218	M3		
4	E6	47	C14	90	G20	133	W18	176	X6	219	P1		
5	C4	48	E13	91	K18	134	U15	177	V7	220	L3		
6	D6	49	B15	92	H19	135	V17	178	W6	221	N2		
7	D5	50	A16	93	K16	136	T14	179	X5	222	L5		
8	E7	51	C15	94	J19	137	U16	180	V6	223	M2		
9	B4	52	B16	95	K17	138	W17	181	W5	224	L4		
10	C5	53	A17	96	K19	139	V16	182	X4	225	L2		
11	B5	54	C16	97	L17	140	W16	183	V5	226	K4		
12	A5	55	B17	98	L19	141	X16	184	W4	227	K2		
13	C6	56	D16	99	L16	142	V15	185	U7	228	K5		
14	B6	57	D14	100	M19	143	W15	186	U5	229	J2		
15	D7	58	C17	101	L18	144	U14	187	T7	230	K3		
16	A6	59	E14	102	N20	145	T13	188	V4	231	H1		
17	C7	60	B18	103	M18	146	X15	189	U6	232	J3		
18	E8	61	D15	104	N19	147	U13	190	W3	233	H2		
19	B7	62	B19	105	M17	148	V14	191	T6	234	J4		
20	D8	63	E15	106	P20	149	T12	192	V3	235	H3		
21	A7	64	D17	107	M16	150	W14	193	U2	236	J5		
22	E9	65	C18	108	N18	151	U12	194	T5	237	G1		
23	C8	66	E16	109	N17	152	X14	195	W2	238	H4		
24	D9	67	C19	110	P19	153	V12	196	R5	239	G2		
25	B8	68	F16	111	N16	154	V13	197	V2	240	H5		
26	C9	69	D18	112	R20	155	V11	198	R4	241	G3		
27	A8	70	F17	113	P18	156	W13	199	U3	242	F1		
28	C10	71	E17	114	R19	157	T11	200	P5	243	F2		
29	B9	72	G16	115	T20	158	X13	201	T4	244	F3		
30	E10	73	D19	116	R18	159	U11	202	U2	245	E1		
31	B10	74	E18	117	T19	160	W12	203	T3	246	E2		
32	D10	75	D20	118	U20	161	U10	204	U1	247	E3		
33	B11	76	E19	119	T18	162	W11	205	T2	248	G4		
34	D11	77	F18	120	U19	163	T10	206	R3	249	D2		
35	B12	78	E20	121	P17	164	W10	207	T1	250	G5		
36	E11	79	G17	122	T17	165	V10	208	P4	251	D3		
37	B13	80	F19	123	P16	166	W9	209	R2	252	F4		
38	C11	81	H16	124	U18	167	V9	210	N5	253	C2		
39	A14	82	G18	125	R17	168	W8	211	P3	254	E4		
40	C12	83	H17	126	V19	169	U9	212	N4	255	B2		
41	C13	84	F20	127	R16	170	X7	213	R1	256	F5		
42	D12	85	J16	128	V18	171	T9	214	M5	257	D4		
43	B14	86	G19	129	U17	172	V8	215	P2				

PAD	PIN
	A3
	A9
	A11
	A13
	A18
	A20
	C20
	J20
	L20
VDD	V20
	X20
	X18
	X12
	X10
	X8
	X2
	W1
	M1
	K1
	D1
	B1
	D/A

	A2
	A4
	A10
	A12
	A19
	B20
	H20
	K20
	M20
VSS	W20
	X19
	X17
	X11
	X9
	X3
	X1
	V1
	N1
	L1
	J1
	C1



OPTION "13" AND "14" ONLY

PAD	CONNECTION
"A"	D/A
"B"	D/A
"C"	D/A
"D"	D/A

OPTION "41" ONLY

C	REDRAWING	MAR-21-90
B	CORRECT PIN NO. 19 → B4 REDRAWING	FEB-8-90
A	REDRAWING	JUN-20-89
1	NEW DRAWING	7-15-88

Item	NAME	MATERIAL	DESCRIPTION	REV.	DESCRIPTION	DATE
UNLESS OTHERWISE SPECIFIED TOLERANCES: ± 1% N. L. T. 2 DECIMALS 33 ± .01 Ø DECIMALS 333 ± .005			DRAWN H. OHIKE	NTK TECHNICAL CERAMICS NGK SPARK PLUG CO., LTD		
APPROVED	T. HIGASHI		TITLE CONNECTION TABLE			
UNIT	INCH		DWG NO.	1PKY9F□-828/□ 3/8 SIZE		
SCALE				A-2		

