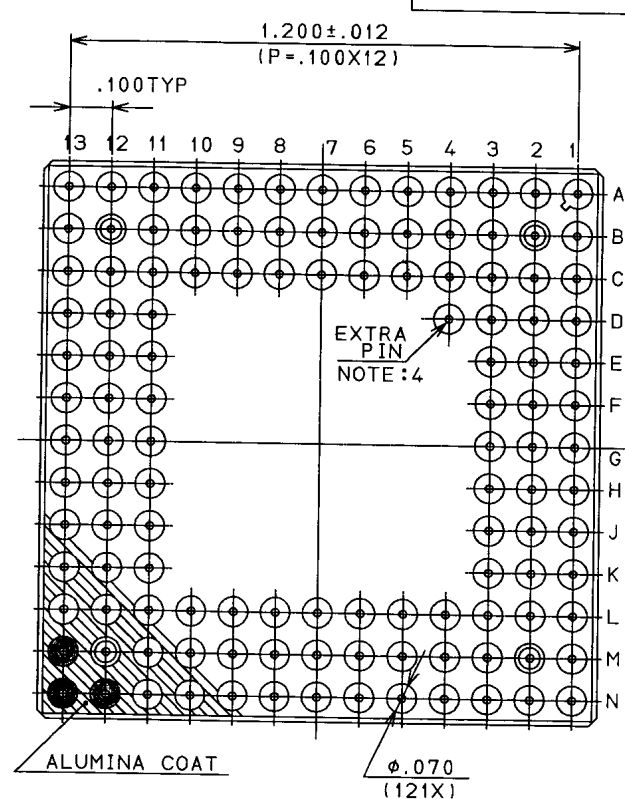
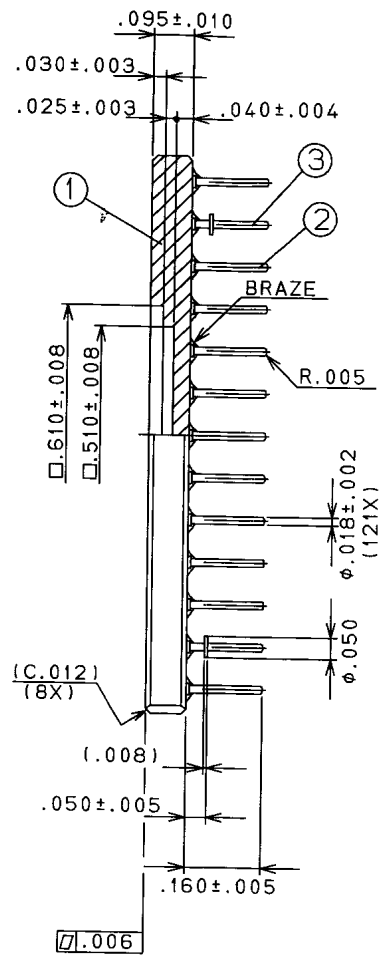
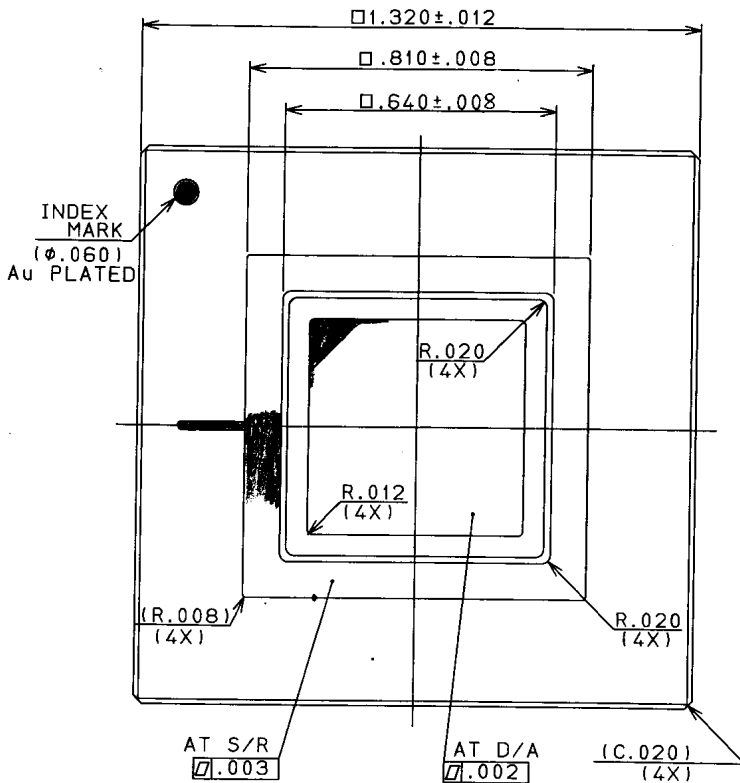
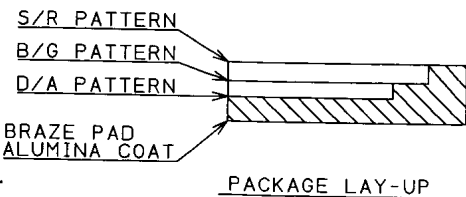


A CHG. S/R I.D
 □.640 WAS □.610
 CHG. PIN LENGTH
 .160 WAS .180



- NOTES: 1. GOLD PLATE 60μ INCHES MIN OVER
 80μ INCHES MIN NICKEL.
 2. LEAD RESISTANCE:
 PAD NO.15.16.45.46.75.76.105.106 ---200mΩMAX.
 PAD NO.1.31.61.91 ---500mΩMAX.
 THE OTHERS ---800mΩMAX.
 3. SEAL RING AND DIE ATTACH PAD TO
 BE FLOATING FROM ANY PINS.
 4. EXTRA PIN TO BE FLOATING FROM ANY PINS.

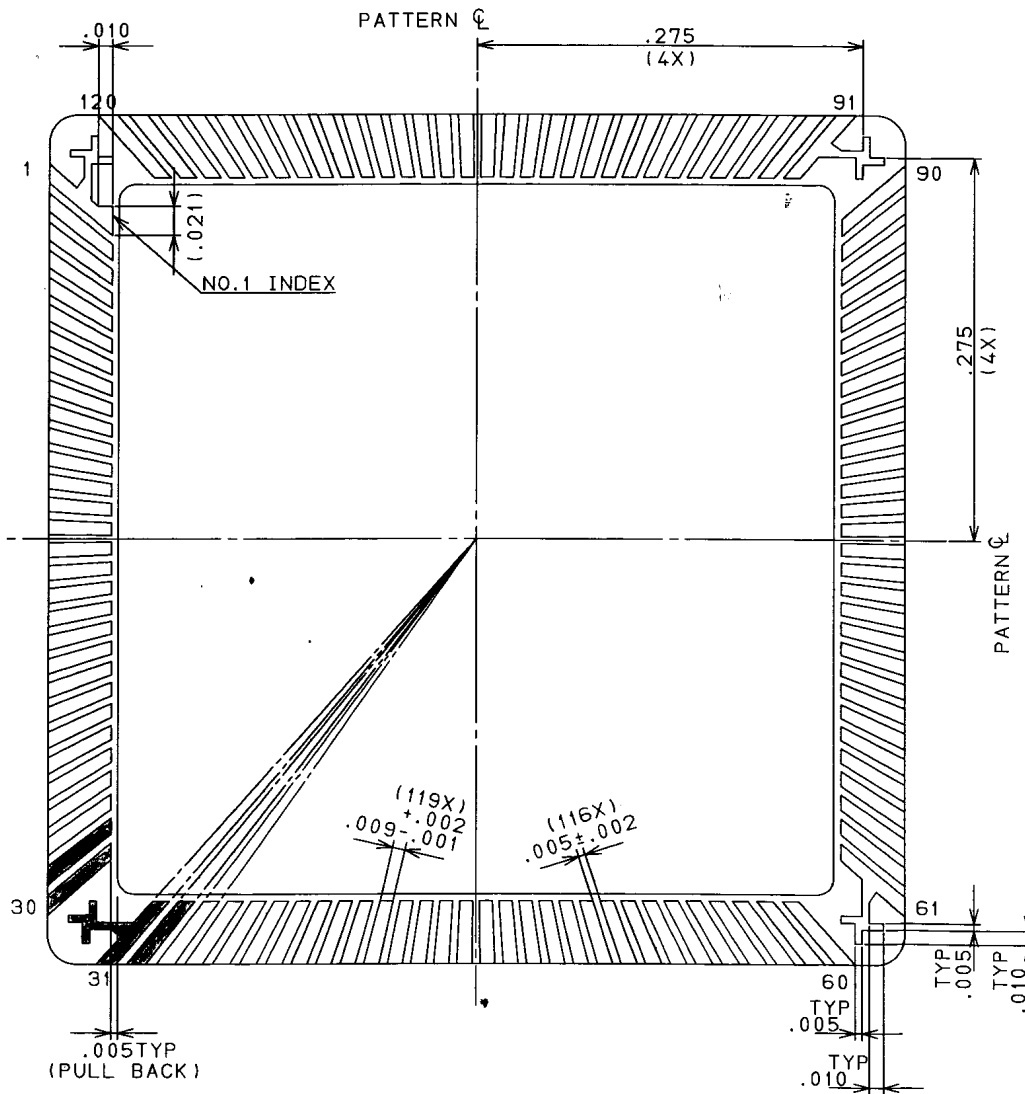


OPEN TOOL



③	STAND OFF PIN	KOVAR			
②	PIN	KOVAR		A	RE DRAWING JUL-11-1995
①	CERAMIC	BLACK ALUMINA		φ	NEW DRAWING JUL-08-1995
Item	Name	Material	Description	Rev.	Description Date
UNLESS OTHERWISE SPECIFIED			DRAWN	K. AKITA	NTK TECHNICAL CERAMICS
TOLERANCES: ± 1%			CHECKED		NGK SPARK PLUG CO., LTD.
N. L. T. 2 DECIMALS. XX ± .01			TITLE		
3 DECIMALS. XXX ± .005			120 PIN GRID ARRAY		
CUSTOMER			APPROVED		DWG NO.
DWG			UNIT	INCH	SIZE
			SCALE		A-2

MODIFIED DWG NO. IPKX2F1-8721B



B/G PADS DETAIL

CONNECTION TABLE

PAD	PIN	PAD	PIN	PAD	PIN	PAD	PIN	PAD	PIN
1	C3	25	K2	49	M8	73	H12	97	B10
2	B2	26	L1	50	L8	74	H13	98	C9
3	B1	27	M1	51	N9	75	G12	99	A10
4	D3	28	K3	52	M9	76	G11	100	B9
5	C2	29	L2	53	N10	77	G13	101	A9
6	C1	30	N1	54	L9	78	F13	102	C8
7	D2	31	L3	55	M10	79	F12	103	B8
8	E3	32	M2	56	N11	80	F11	104	A8
9	D1	33	N2	57	N12	81	E13	105	B7
10	E2	34	L4	58	L10	82	E12	106	C7
11	E1	35	M3	59	M11	83	D13	107	A7
12	F3	36	N3	60	N13	84	E11	108	A6
13	F2	37	M4	61	L11	85	D12	109	B6
14	F1	38	L5	62	M12	86	C13	110	C6
15	G2	39	N4	63	M13	87	B13	111	A5
16	G3	40	M5	64	K11	88	D11	112	B5
17	G1	41	N5	65	L12	89	C12	113	A4
18	H1	42	L6	66	L13	90	A13	114	C5
19	H2	43	M6	67	K12	91	C11	115	B4
20	H3	44	N6	68	J11	92	B12	116	A3
21	J1	45	M7	69	K13	93	A12	117	A2
22	J2	46	L7	70	J12	94	C10	118	C4
23	K1	47	N7	71	J13	95	B11	119	B3
24	J3	48	N8	72	H11	96	A11	120	A1

S/R	NC
D/A	NC
NC	D4



OPEN TOOL

MODIFIED DWG NO. IPKX2F1-8721B

UNLESS OTHERWISE SPECIFIED
TOLERANCES: ± 1%
N. L. T. 2 DECIMALS. XX ± .01
3 DECIMALS. XXX ± .005

DRAWN K. AKITA
CHECKED [Signature]
APPROVED [Signature]
UNIT INCH
SCALE /

Rev.	Description	Date
φ	NEW DRAWING	JUL-06-1995

NTK TECHNICAL CERAMICS
NGK SPARK PLUG CO., LTD.
TITLE B/G PADS DETAIL & CONNECTION TABLE
DWG NO. IPKX2F1-1546A
SIZE A-2 (C)