


SECTION



SEE DETAIL C 2 VIEWS




SECTION A-A

3M PART NO.	AWD	DIM 'A'	COLOR
78-8056-9153-8	-1	.265	WHITE / BEIGE
78-8056-9211-4	-2	.290	PINK
78-8056-9212-2	-3	.380	BLUE
78-8056-9213-0	-4	.380	GREEN
78-8056-9214-8	-5	.290	YELLOW
78-8056-9215-5	-6	.445	ORANGE
78-8056-9216-3	-7	.400	YELLOW
78-8056-9217-1	-8	.420	WHITE / BEIGE

(OPTION)

DETAIL E



- 2 EJECTOR PIN SIZE AND LOCATION VENDOR OPTION
  - 1 POLYSULFONE, P.F.S. (HI TEMP)  $\Delta$
- NOTE: UNLESS OTHERWISE SPECIFIED

Lower Left



THIS DOCUMENT CONTAINS PROPRIETARY INFORMATION WHICH MAY NOT BE DISCLOSED TO OTHERS.  
 REPRODUCED OR USED WITHOUT WRITTEN AUTHORITY FROM

GIBSON-EGAN COMPANY

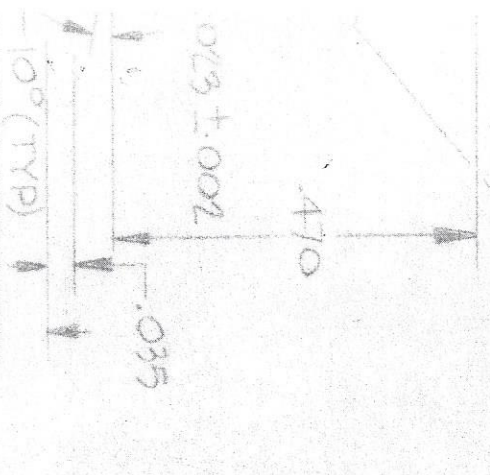
UPPER RIGHT

REVISIONS

ZONE	SYM.	DESCRIPTION	DATE	APPROVAL
K		ADD DET. B (A20)	1-85	<i>[Signature]</i>
		DELETE RC (CLIP) FROM DRAWING	7-20-85	<i>[Signature]</i>
L		Δ P.E.S. WAS GE 444; Δ TOL WAS .005	12/85	

064

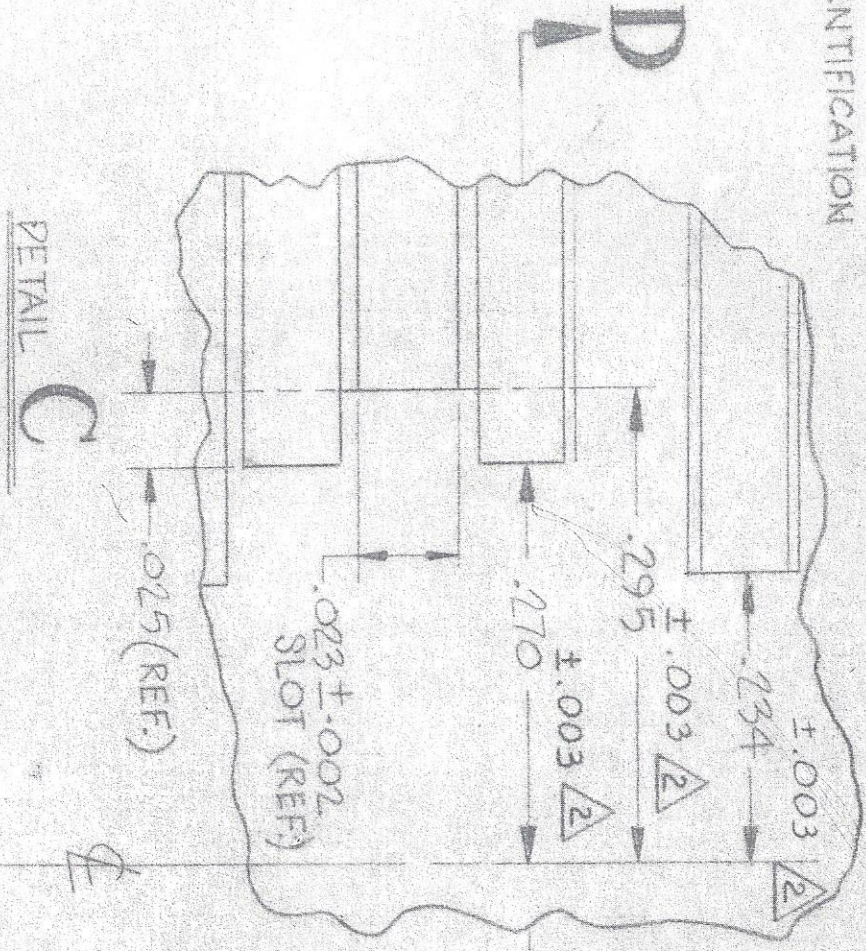
VENDOR IDENTIFICATION



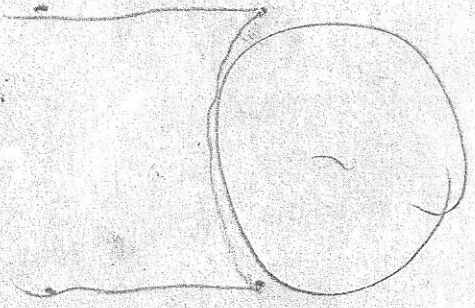
035

131 ± 0.009  
 ± 0.005

B-B



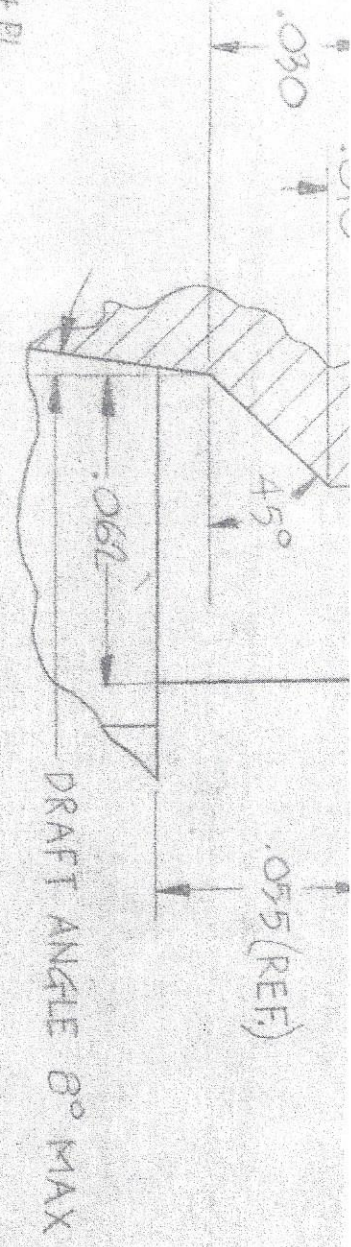
DETAIL C



B



10° 4 PL



SECTION **D-D**

4 PLACES

ITEM	PART NO.	REQ'D	DESCRIPTION	MATERIAL	MATL. SPEC.	NEXT ASSEMBLY	USED ON	NEXT ASSEMBLY	FIELD REQ'D
<b>LIST OF MATERIAL</b>									
UNLESS OTHERWISE SPECIFIED			SIGNATURE	DATE	DRAWING TITLE				
DIMENSIONS ARE IN INCHES			DRAWN	7-10-83	24 LEAD FLAT PACK CARRIER FP 2400 SERIES FP 2400				
TOLERANCES ON			CHECKED	8-23					
FRACTIONS	DECIMALS	ANGLES	DESIGN						
$\pm 1/32$	$\pm .005$	$\pm 2'$	ENGINEER						
FINISH			APPROVED		DO NOT SCALE SCALE 1" = 1" WT FED. CODE				
NONE			APPROVED		SHEET 1 OF 1 REV.				
MATERIAL			APPROVED		GIBSON EGAN DUARTE, CALIFORNIA 91070 78-8056-915 3-8				
NONE			APPROVED		1				

Lower Right

A